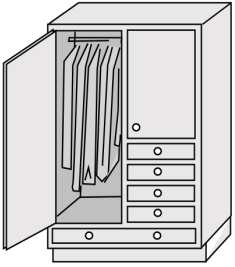










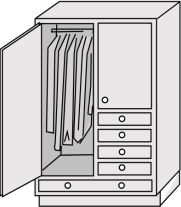



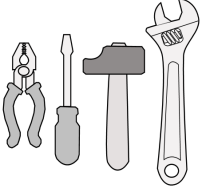



Pour écrire un mot nouveau

 <p>Aller chercher dans ma mémoire</p>	 <p>Répéter plusieurs fois le mot</p>	 <p>Séparer le mot en syllabes</p>	 <p>Faire le bruit de chaque lettre</p>	 <p>Utiliser ma loupe attentivement</p>
<p>a e i o u</p> <p>Bien penser aux lettres rouges</p>	 <p>Utiliser des outils</p>	 <p>Demander de l'aide aux autres</p>	 <p>Demander de l'aide à la maitresse</p>	 <p>Essayer d'écrire</p>

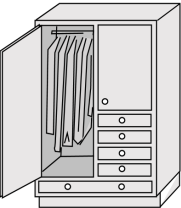



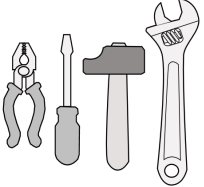



Les différentes opérations mentales et physiques pour écrire un mot inconnu à présenter aux élèves de CP

Aide méthodologique individuelle, à remplir par l'élève

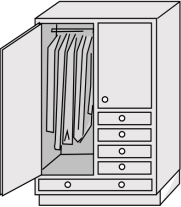






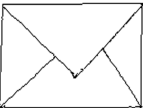
Prénom : _____

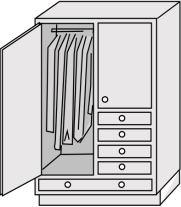






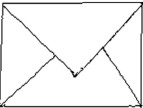
							

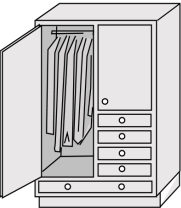






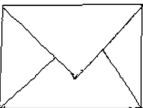
Prénom : _____




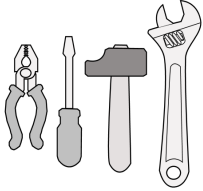



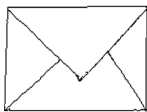
Aide méthodologique adaptée : ne pas oublier les lettres rouges (graphèmes vocaliques)

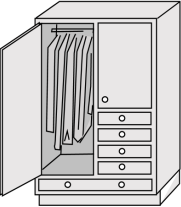






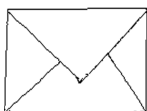
			<p>a i e u o</p>					

			<p>a i e u o</p>					

			<p>a i e u o</p>					

Pour les bons lecteurs : écrire **deux** mots

Aide méthodologique qui privilégie l'entrée visuelle

